



**TERMA**  
SINCE 1990

# Cane

RAL 7032 // 1600 — 390 // 50 mm connection valve + “Slim” thermostatic head

LUX

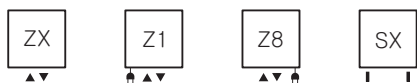


DESIGN: Jacek Ryń

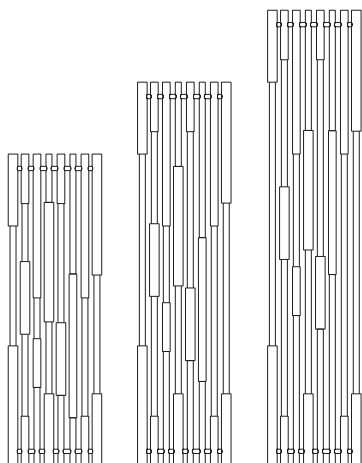








Standard connections:

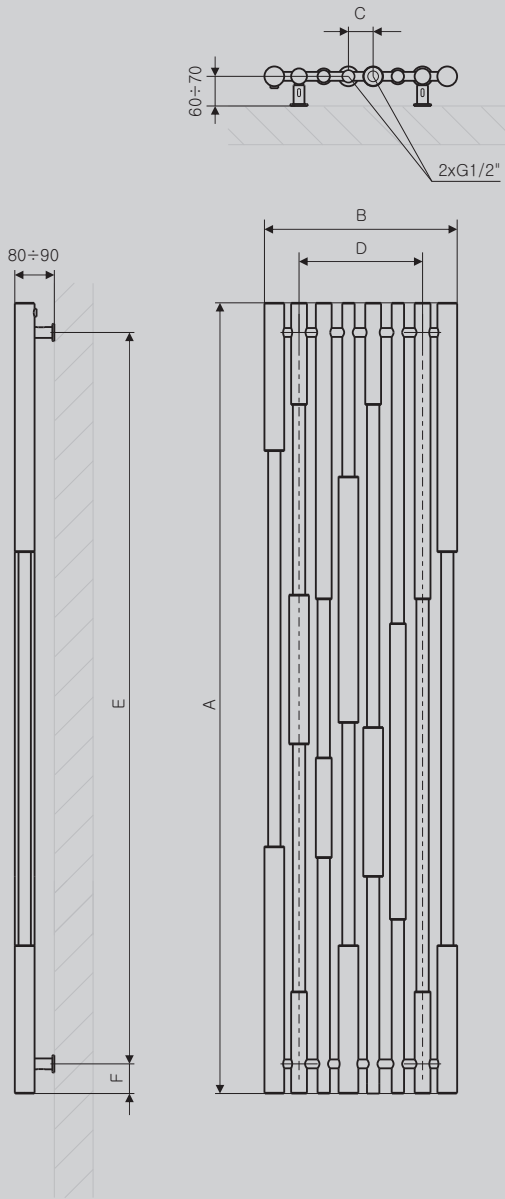


Sizes available:

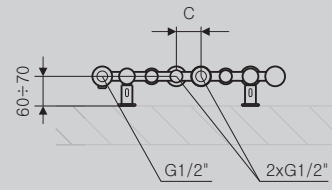


A [mm]	B [mm]	C [mm]	C' [mm]		75/65/20 [W]	55/45/20 [W]		D [mm]	E [mm]	F [mm]	 [dm³]	 [Kg]
1300	390	50	350	RAL+TT	596	304	600	250	1180	60	6,7	13,1
1600	390	50	350	RAL+TT	696	355	600	250	1480	60	7,7	14,8
1900	390	50	350	RAL+TT	793	405	800	250	1780	60	8,6	17,2

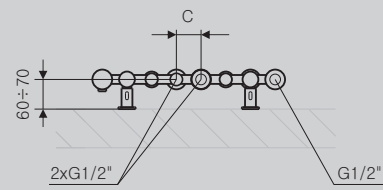
ZX



Z1



Z8



SX

